



HONDA

CITY

HATCHBACK



THE COOLEST HATCHBACK

Flex your style. Showcase your vibe.
Embrace what makes you one-of-a-kind.
Get ready to turn heads and let your individuality shine.



COOLEST AESTHETICS

The City Hatchback has definitely got the looks and style to be the talk of the town.

AUTO LED HEADLIGHTS AND HONEYCOMB FRONT GRILLE

Own the night and shine with style to add an extra edge to your ride.



REAR BUMPER LOWER GARNISH

The perfect finishing touch to bring out its aesthetic appeal.



16" ALLOY WHEELS

Sporty vibes in every turn.



LED REAR COMBI LIGHTS

Sleek lights that capture attention and provide visibility.



LED FOG LIGHTS WITH GARNISH

Illuminate the way in style, safely.



POWER RETRACTABLE DOOR MIRRORS WITH TURNING LIGHTS

Effortlessly stylish and functional, keeping your views clear.

COOLEST PERFORMANCE

Get ready for a powerful drive that will leave you exhilarated, every time.



1.5L e:HEV POWERTRAIN

A drive that aims to accelerate hearts every time with an exhilarating torque performance.



1.5L DOHC i-VTEC ENGINE

Ready to deliver power and efficiency in every journey.



SPORTS PEDAL

Metal-plated for a touch of sportiness to take on any journey.



REMOTE ENGINE START

A cool way to power up your car or cool it down from a distance.



DECELERATION SELECTOR PADDLE

Drive downhill and take corners with control and confidence.

COOLEST SPACE

Prioritising functionality and comfort, the City Hatchback is tailored to elevate every aspect of your journey.

DASHBOARD

Boasting a cutting-edge design with all the essentials at your fingertips.



DISPLAY AUDIO

Seamlessly pairs with Apple CarPlay™ and Android Auto™ Connectivity* for you to easily access your navigation app or favourite tunes.

AUTO AIR CONDITIONING

Customise the perfect temperature to ensure your squad is cool and comfy.

STEERING WHEEL SWITCH AUDIO CONTROL

Putting the power right in your hands to stay in control of your drive.



PLUSH LEATHER^ SEATS WITH RED STITCHING

Ultra spacious and comfortable with distinct red stitching.



REAR AIR CONDITIONING VENTILATION

Enjoy a cool and comfortable ride from the backseat.



7" TFT METER

Stay in the know with all the vital information you need at a glance.



ELECTRIC PARKING BRAKE WITH AUTO BRAKE HOLD

Parking or continuing your drive is made easy with just a touch of your finger.



LEATHER^ GEAR BOOT

Premium leather^ accented with red stitching for a sporty look.



TYPE-C USB PORTS

Stay charged on the go with 2 Type-C USB ports at your convenience.

*Android Auto™ will be available upon official launch of the service in Malaysia. Actual model, features and specifications may vary in detail from images shown. Subject to change without prior notice.

^Combination Leather. Actual model, features and specifications may vary in detail from images shown. Subject to change without prior notice.

COOLEST VERSATILITY

A weekend getaway isn't a problem with the City Hatchback. Watch it seamlessly create extra space with the innovative ULTRA Seats featuring four modes.



UTILITY MODE

Bulky items? No worries. Fold down both the rear seats to make more boot space for them.



LONG MODE

Tilt down the front passenger seat and rear seat to make way for long items.



REFRESH MODE

Recline the front seats and enjoy extra spaciousness, just like that.



TALL MODE

Rear seats can be flipped up to create more floor to ceiling space for tall items like plants and home appliances.

COOLEST INTUITION

Featuring Honda SENSING, our most advanced driver-assistive technology that detects and intuitively applies the safety feature required for a safer drive.



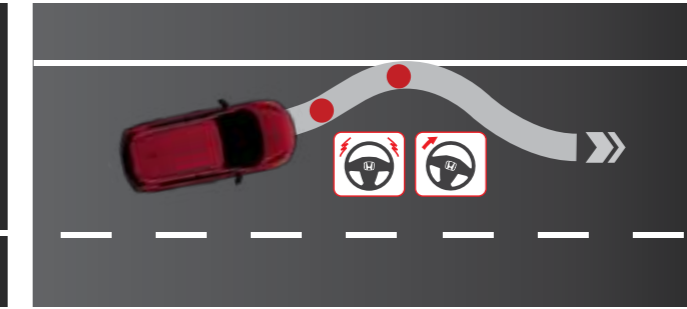
Honda SENSING

*Honda SENSING alerts and assists drivers to drive safely on the road. Honda SENSING functions best in conducive weather and visibility conditions. Keep the camera clean and unobstructed for optimum performance. Despite the capabilities of Honda SENSING, drivers remain responsible for safely operating the vehicle and avoiding collisions. Drivers should always keep their hands on the steering wheel and be in control of their driving behaviour at all times.



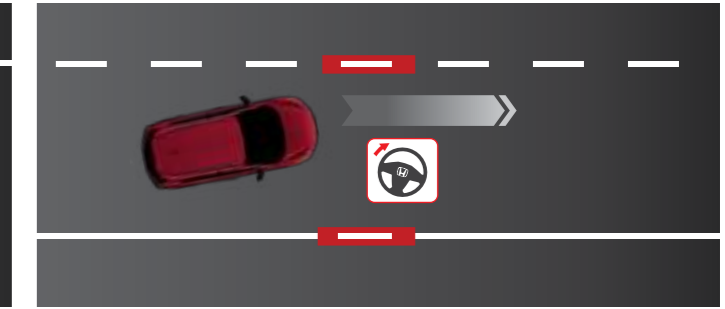
LANE DEPARTURE WARNING

The steering wheel will give a gentle vibration alert if it detects your vehicle drifting from the lane.



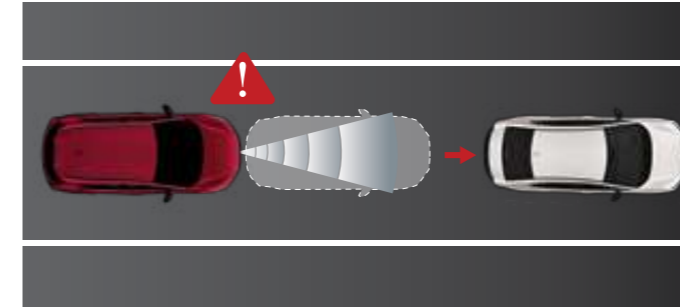
ROAD DEPARTURE MITIGATION

If your vehicle gets too close to the edge of the road, this feature will automatically correct your steering and apply brakes when necessary.




LANE KEEP ASSIST SYSTEM

Alerts while subtly aligning your vehicle to the middle to keep it within the lane.



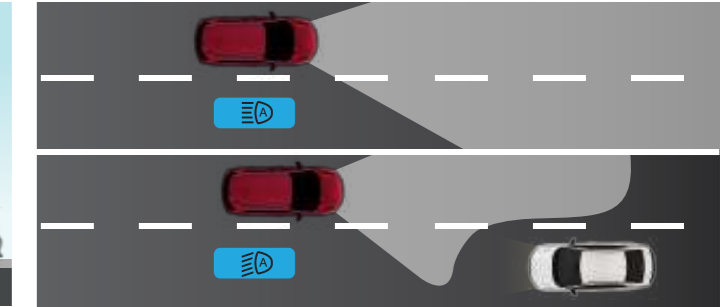
FORWARD COLLISION WARNING

Get audio and visual alerts when a potential risk of collision with the vehicle ahead is detected.



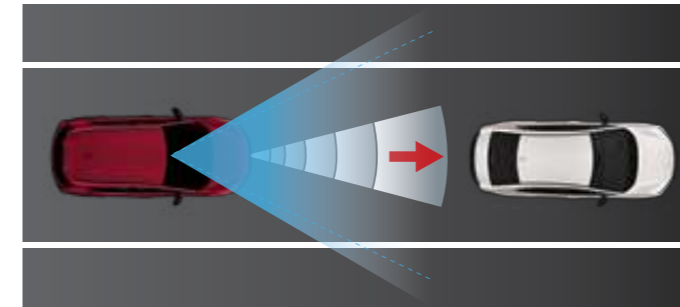
COLLISION MITIGATION BRAKING SYSTEM

Brakes are automatically applied to prevent or reduce the impact in a near crash situation.



AUTO HIGH BEAM


Automatically switches from high to low beam for better visibility.



ADAPTIVE CRUISE CONTROL

Set a safe distance and speed to keep pace with the vehicle in front of you.[^]

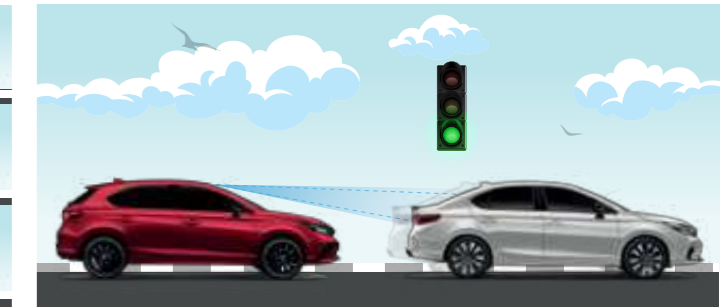
[^]Works with Low Speed Follow



LOW SPEED FOLLOW

Reduces driver's fatigue by automatically stopping and moving your vehicle according to the traffic flow.^{^^}

^{^^}Works with Adaptive Cruise Control



LEAD CAR DEPARTURE NOTIFICATION SYSTEM

Get alerted to go once the vehicle ahead of you moves.

COOLEST SAFETY

Feel confident with a host of safety features that allows you to get to where you want to be with peace of mind.

Honda LaneWatch

Change lanes safely with better visibility.



360° VIEW CAMERA

Experience enhanced visibility from every angle with the 360° View Camera for confident parking and manoeuvring.



MULTI-ANGLE REVERSE CAMERA

Park effortlessly with the wide, normal and top-down view.



HILL START ASSIST (HSA)

Prevents your car from rolling backwards on a hill even when your brakes are released.



WALK AWAY AUTO LOCK

Your vehicle will lock automatically when you walk 1.5 metres away from it.



ISOFIX I-SIZE TYPE

Attachment points that meet international standards to securely hold car seats for the safety of your little one.



G-FORCE CONTROL (G-CON)

Reduces the impact energy upon collision to lessen the injuries inflicted on passengers.

COOLEST CONNECTIVITY

Don't miss out on this cool innovation featuring a host of safety, security and convenient features right from your smartphone.

SAFETY



AUTOMATIC COLLISION DETECTION

Automatically calls for help upon detecting an accident to ensure help arrives.



SECURITY ALARM DETECTION

Sends you an alert when the security alarm of your vehicle is triggered so you can immediately take action.



SPEED ALERT

Sharing your vehicle with someone else? Set a speed limit and automatically receive an alert if it is exceeded.

SECURITY



FIND MY CAR

Find your vehicle easily wherever it may be.



GEO-FENCING ALERT

Protect your vehicle from getting driven away without your consent. Establish zones with various parameters and get an alert when your vehicle enters or exits them.



EMERGENCY CALL

All it takes is a few taps to access your emergency contacts in case you need any assistance.

CONVENIENCE



CAR STATUS

Get your vehicle's vital information right at your fingertips so you can ensure everything is in working order.



REMOTE VEHICLE CONTROL

Start the engine, cool the vehicle down, lock or switch on the lights. Do it all in just a few taps.



SERVICE REMINDER

Keep track of your vehicle's service status conveniently.

Honda CONNECT



COOLEST ACCESSORIES

Let your style and personality stand out.
Customise your City Hatchback with our packages and accessories for a cooler vibe.



Modulo
Honda Custom Performance
Honda Genuine Accessories

MODULO PREMIUM S E V



FRONT UNDER SPOILER



REAR UNDER SPOILER



TAILGATE SPOILER



SIDE UNDER SPOILER



EXHAUST PIPE FINISHER



FRONT FENDER GARNISH



BLACK EMBLEM



SPORTS PEDAL

MODULO RS PREMIUM

PETROL RS
e:HEV RS



FRONT UNDER SPOILER



REAR UNDER SPOILER



TAILGATE SPOILER



EXHAUST PIPE FINISHER



FRONT FENDER GARNISH



BLACK EMBLEM

MODULO RS

PETROL RS
e:HEV RS



FRONT UNDER SPOILER



REAR UNDER SPOILER



TAILGATE SPOILER

MODULO S E V



FRONT UNDER SPOILER



REAR UNDER SPOILER



TAILGATE SPOILER



SIDE UNDER SPOILER

URBAN

ALL VARIANTS



REAR PANEL LINING COVER



FOOT LIGHT



ILLUMINATED SIDE STEP



DOOR VISOR

UTILITY

ALL VARIANTS



CARGO TRAY



TRUNK ORGANISER



BODY COVER



DOOR HANDLE PROTECTOR



REFLECTIVE FILM

PROTECTION

S E V



WHEEL LOCK NUT



ULTRA WINDOW COATING



ULTRA GLASS BODY COATING

OPTIONAL/INDIVIDUAL ITEM

ALL VARIANTS



OTHER ITEMS


Honda AUTHORISED WINDOW TINT FILM TINT FILM PACKAGE

| TINT FILM PACKAGE | TSER* |
|---------------------------|-------|
| Ray Barrier 4+ | 60% |
| Ray Barrier 6+ | 60% |
| Ray Barrier 4 Black Pearl | 62% |
| Ray Barrier 6 Black Pearl | 62% |

*Total Solar Energy Rejection (% reflection highest performance window in package)



FRONT AND REAR DIGITAL VIDEO RECORDER (DVR)



TnG RFID TAG

TnG RFID TAG

Honda CONNECT

Honda CONNECT

SPECIFICATIONS

| TYPE | 1.5L Petrol | | | | 1.5L e:HEV |
|------------------------------------|--|-------|-----------|-------|---|
| | S | E | V | RS | RS |
| ENGINE | | | | | |
| Engine Type | 4 Cylinder, 16 Valve, DOHC i-VTEC | | | | 4 Cylinder, 16 Valve, DOHC i-VTEC (Atkinson Cycle) |
| Displacement (cc) | 1,498 | | | | |
| Fuel Supply System | Electronic Fuel Injection (PGM-FI) | | | | |
| Max Power [PS (kW) @ rpm] | 121 (89) @ 6,600 | | | | Engine: 98 (72) @ 5,600 - 6,400 Motor: 109 (80) @ 3,500 - 8,000 |
| Max Torque [Nm (kg-m) @ rpm] | 145 (14.8) @ 4,300 | | | | Engine: 127 (13.0) @ 4,500 - 5,000 Motor: 253 (25.8) @ 0 - 3,000 |
| TRANSMISSION | | | | | |
| Transmission Type | Continuous Variable Transmission (CVT) | | | | Electric Continuous Variable Transmission (e-CVT) |
| PERFORMANCE | | | | | |
| Maximum Speed (km/h) | 195 | | 194 | 193 | 177 |
| Acceleration [0-100 km/h (secs)] | 10.7 | | | | 9.7 |
| Fuel Consumption (L/100km) | 5.6 | | | | 3.7 |
| STEERING SYSTEM | | | | | |
| Type | Electric Power Steering (EPS) | | | | |
| Turning Radius at Body (m) | 5.0 | | | | |
| SUSPENSION SYSTEM | | | | | |
| Front | MacPherson Strut | | | | |
| Rear | Torsion Beam | | | | |
| BRAKE SYSTEM | | | | | |
| Front | Ventilated Disc | | | | |
| Rear | Drum | | | | Solid Disc |
| Parking Brake | Hand Brake Lever | | | | Electric Parking Brake |
| TYRES & WHEELS | | | | | |
| Alloy Wheels | 15" | | 16" | | |
| Tyre Size | 185/60R15 | | 185/55R16 | | |
| Spare Wheel | 15" | | | | Temporary Repair Kit |
| DIMENSIONS | | | | | |
| Length x Width x Height (mm) | 4,350 x 1,748 x 1,488 | | | | 4,369 x 1,748 x 1,488 |
| Wheelbase (mm) | 2,600 | | | | |
| Tread Front/Rear (mm) | 1,495/1,483 | | | | 1,495/1,485 |
| Curb Weight (kg) | 1,149 | 1,151 | 1,161 | 1,163 | 1,260 |
| Boot Capacity Rear Seat Up (Litre) | 289 | | | | |
| Fuel Tank (Litre) | 40 | | | | |



18 Actual model, features and specifications may vary in detail from images shown. Subject to change without prior notice.

MAJOR EQUIPMENT

| TYPE | 1.5L Petrol | | | | 1.5L e:HEV |
|--|-------------------|-------------|------------------|--------------|------------|
| | S | E | V | RS | RS |
| EXTERIOR | | | | | |
| Headlights | Projector Halogen | | | LED | |
| Auto Headlights | • | • | • | • | • |
| Daytime Running Lights | LED | | | | |
| Front Fog Lights | - | - | LED | | |
| Side Mirrors with Turning Lights | • | • | • | • | • |
| Outer Door Handle | Body Colour | | | | |
| Rear Combi Lights | LED | | | | |
| Antenna | Shark Fin | | | | |
| INTERIOR & CONTROL | | | | | |
| Remote Engine Start | - | • | • | • | • |
| Walk Away Auto Lock | • | • | • | • | • |
| Smart Entry with Push Start Button | • | • | • | • | • |
| Paddle Shift | • | • | • | • | - |
| Deceleration Selector Paddle | - | - | - | - | • |
| ECON Button | • | • | • | • | • |
| Meter Cluster | 4.2" TFT Meter | | | 7" TFT Meter | |
| Air Conditioning | Manual | Single Auto | | | |
| Rear Air Conditioning Ventilation | - | - | • | • | • |
| Steering Wheel | Urethane | | | Leather^ | |
| Gear Knob Type | Urethane | | | Leather^ | |
| Upholstery | Fabric | | | Leather^ | |
| ULTRA Seat | • | • | • | • | • |
| Steering Wheel Switch Audio Control | • | • | • | • | • |
| Pedal Pad Type | Normal | | | Sport | |
| Power Adjustable Door Mirror | • | • | • | • | • |
| Power Retractable Door Mirror | • | • | • | • | • |
| Center Console with Armrest | • | • | • | • | • |
| Rear USB Charger | - | 2 | 2 | 2 | 2 |
| AUDIO | | | | | |
| Audio System | Standard Audio | | 8" Display Audio | | |
| Apple CarPlay™ & Android Auto™ Connectivity* | - | • | • | • (Wireless) | |
| USB Port | 1 | 2 | 2 | 2 | 2 |
| Hands-Free Telephone (HFT) | • | • | • | • | • |
| Speakers | 4 | 4 | 4 | 4 | 4 |
| Bluetooth | • | • | • | • | • |
| Tweeter | - | 4 | 4 | 4 | 4 |

Honda Service Package



*Terms and conditions apply. **Applicable for e:HEV RS variant only.

| TYPE | 1.5L Petrol | | | | 1.5L e:HEV |
|---|-------------|-------------|---|----|------------|
| | S | E | V | RS | RS |
| SAFETY & SECURITY | | | | | |
| Dual Front SRS Airbags | • | • | • | • | • |
| Side Airbags | • | • | • | • | • |
| Side Curtain Airbags | • | • | • | • | • |
| Driver Seatbelt Reminder | • | • | • | • | • |
| Assistant Seatbelt Reminder | • | • | • | • | • |
| Rear Seatbelt Reminder | • | • | • | • | • |
| Rear Seat Reminder | • | • | • | • | • |
| ISOFIX I-Size Type | • | • | • | • | • |
| Auto Door Lock | • | • | • | • | • |
| Vehicle Stability Assist (VSA) | • | • | • | • | • |
| Anti-lock Braking System (ABS) | • | • | • | • | • |
| Electronic Brake Distribution (EBD) | • | • | • | • | • |
| Auto Brake Hold (ABH) | - | - | - | - | • |
| Hill Start Assist (HSA) | • | • | • | • | • |
| Emergency Stop Signal (ESS) | • | • | • | • | • |
| Reverse Sensors | 2 | 2 | 2 | 2 | 2 |
| Reverse Camera | - | Multi-angle | | | |
| 360° View Camera | - | - | - | • | • |
| Honda LaneWatch Camera (LWC) | - | - | • | • | • |
| Forward Collision Warning (FCW) | • | • | • | • | • |
| Collision Mitigation Braking System (CMBS) | • | • | • | • | • |
| Lane Keep Assist System (LKAS) | • | • | • | • | • |
| Lane Departure Warning (LDW) | • | • | • | • | • |
| Road Departure Mitigation (RDM) | • | • | • | • | • |
| Adaptive Cruise Control (ACC) | • | • | • | • | • |
| Low Speed Follow (LSF) | - | - | - | - | • |
| Auto High Beam (AHB) | • | • | • | • | • |
| Lead Car Departure Notification (LCDN) | • | • | • | • | • |
| Honda CONNECT (Safety, Security, Convenience) | - | - | - | • | • |
| Security Alarm with Immobiliser | • | • | • | • | • |

• Standard
^Combination Leather
Actual model, features and specifications may vary in detail from images shown. Subject to change without prior notice. Colours are subject to stock availability. *Android Auto™ will be available upon official launch of the service in Malaysia.

Authorised Dealer:

THE COOLEST HATCHBACK